


**OPTILASA, S. L.**  
**OP1H – OP1S**  
**APPLANATION TONOMETER**




# OPTILASA, S. L. APPLANATION TONOMETER OP1H – OP1S



**OP1H OPTILASA APPLANATION TONOMETER** for the measurement of intraocular pressure is designed to be mounted on the Slit Lamp microscope.

When the tonometer is in use it can be swung forward just in front of the microscope and exact centering of the prism with the left eyepiece is engaged by notch.

Illumination through the built-in cobalt filter projected to the plastic measuring prism for flattening the vertex of cornea gives reflection-free observation of split images.



**OP1S OPTILASA APPLANATION TONOMETER**, same as OP1H, can be used with various Slit Lamps models.

OP1S can be placed on the guide plate in one of two possible positions. These positions are connected with the microscope, for observation can be made either through the right or the left eyepiece.

## Specifications:

**Measuring range:** from 0 to 80 mmHg in 2 mmHg increments  $\pm 0,5$  mmHg

**Diameter of the pneumatic face:** 3,06 mm

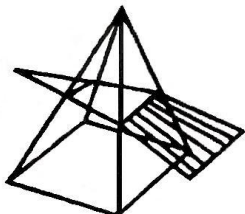
**Measurement:** 47 mm Wide x 30 mm high

**Weight:** 725 g.

## Standard Set:

Applanation Tonometer .....	1
Prism .....	1
Calibration bar .....	1
Special adaptor .....	1

- Specifications subject to change without prior notice.



## OPTILASA, S. L.

C/ ARTURO SORIA, 338

28033 MADRID - ESPAÑA

TELEF: (+34 - 91) 764 67 04

FAX: (+34 - 91) 764 67 04

e-mail: info@optilasa.com